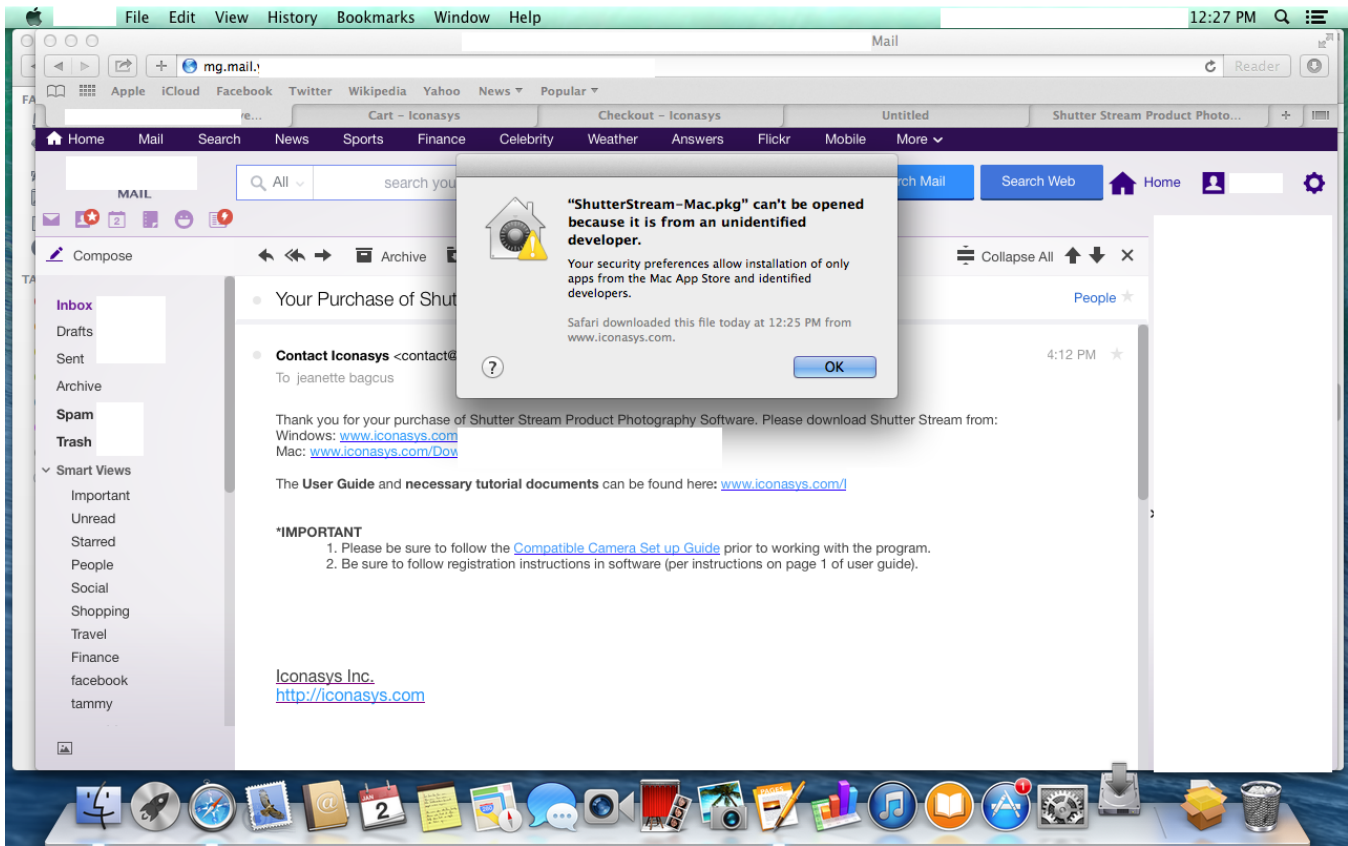


# Unidentified Developer Mac

## Problem

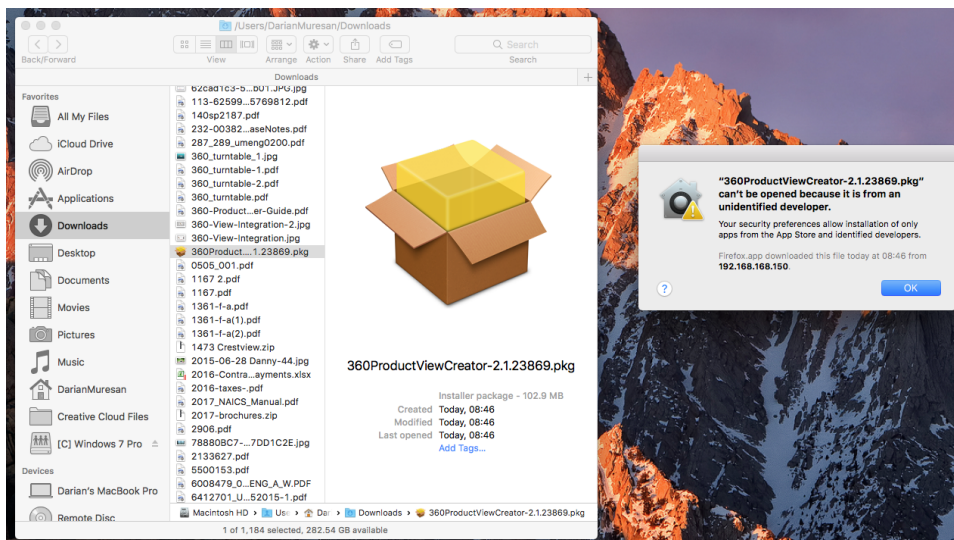
After downloading the Iconasys Software, I try to install it and I get the message "the software can't be opened because it's from an unidentified developer."



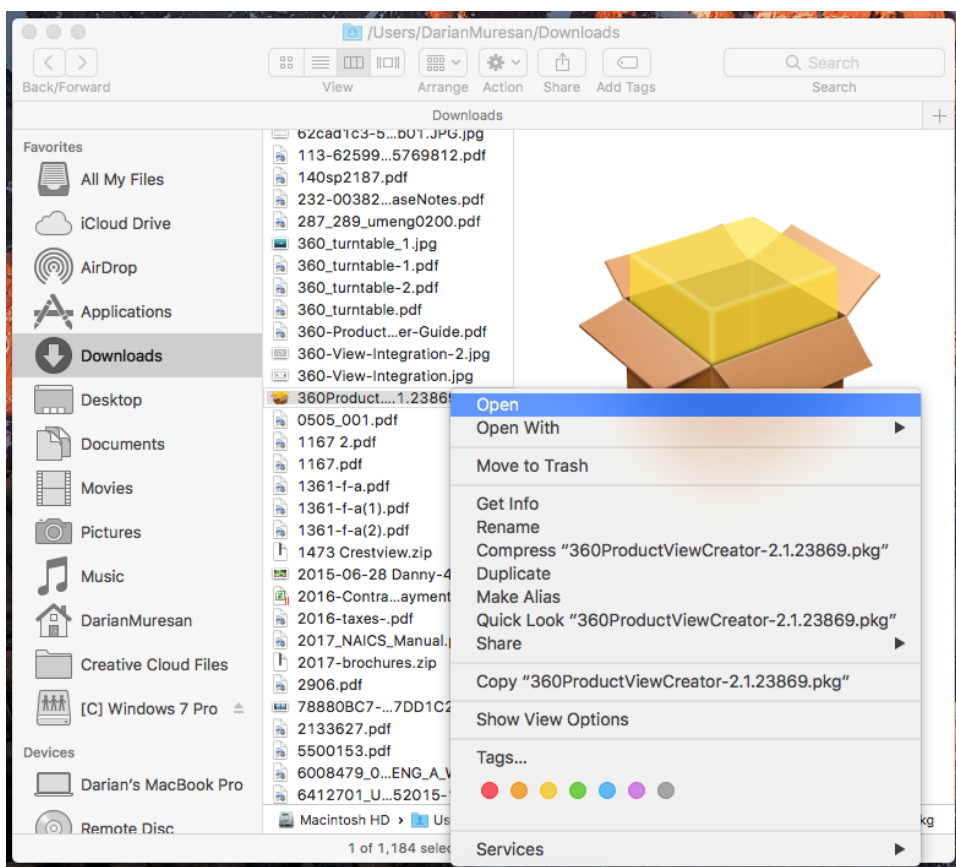
## Solution

The main steps are:

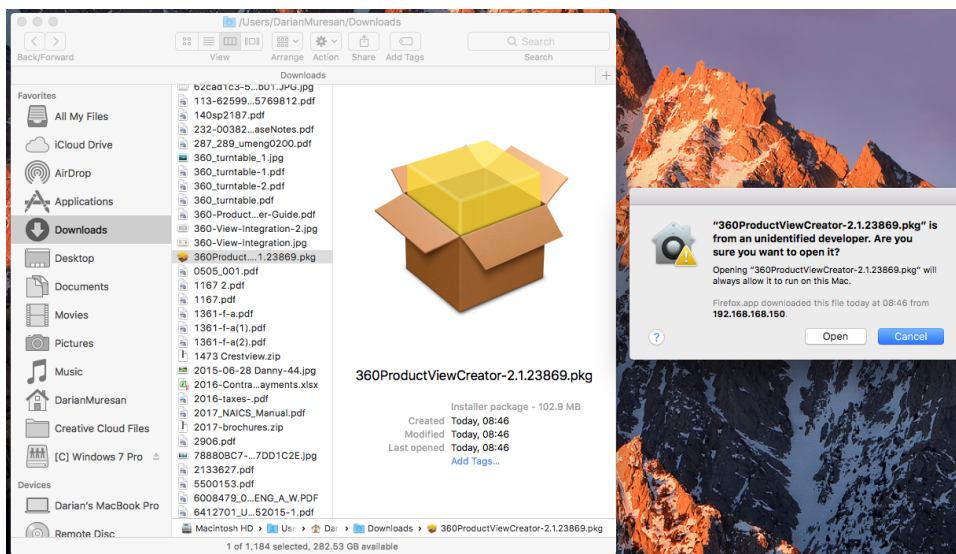
1. Use Finder to locate the app. If you double click on the application you might get something like this:



2. Press Control, click the app, then Open. Alternatively, right click on the application and select Open:



3. Now you will have the option to open the application even though the developer is not signed with Apple. Maybe you need to retry to open again, just in case you don't get the Open button at first shot.



4. Click the Open button and you will be asked for your MacOS admin account password, after which the application will execute.

The official Apple stance on this issue is:

*If you try to open an app that is not registered with Apple by an identified developer you get a warning dialog. This doesn't necessarily mean that something's wrong with the app. For example, some apps were written before developer ID registration began. However, the app has not been reviewed, and OS X can't check whether the app has been modified or broken since it was released. A common way to distribute [malware](#) is to take an innocent app and insert harmful code into it, and then redistribute the infected app.*

Iconasys has not yet registered the Shutter Stream software with Apple, for a variety of reasons, and this means that you cannot open the application directly, without exclusively telling your OS that you really intend for this application to be opened. To open Shutter Stream on your Mac, you need to add Shutter Stream to your security exception list.

To add Shutter Stream to your exception list do the following:

1. In the [Finder](#), locate the app you want to open.  
Don't use Launchpad to do this. Launchpad doesn't allow you to access the shortcut menu.
2. Press the Control key, then click the app icon, then choose Open from the shortcut menu.
3. Click Open.

Shutter Stream is now saved as an exception to your security settings, and you can open it in the future by double-clicking it just as you can any registered app.

## Related articles

- [Installing the Turntable Driver](#)
- [Mobile Application Usage](#)
- [Connecting the Sony Camera via the USB SDK 1.04](#)
- [Links to Iconasys User Guides](#)
- [Download Iconasys Turntable Controller](#)
- [Focusing and Depth Of Field](#)
- [Importing License File When Receiving an Invalid License File Message](#)
- [Windows Defender Blocking Downloads](#)
- [Unidentified Developer Mac](#)
- [Installing Platinum Riser Kit](#)
- [Installing Hanging Rack and Kit for Platinum Tables](#)
- [Iconasys 360 Hosting Service](#)
- [Shutter Stream Software Expired](#)
- [Sierra and Canon Cameras](#)
- [Mac Turntable Troubleshooting](#)